


Adult Treatment Planning Chart

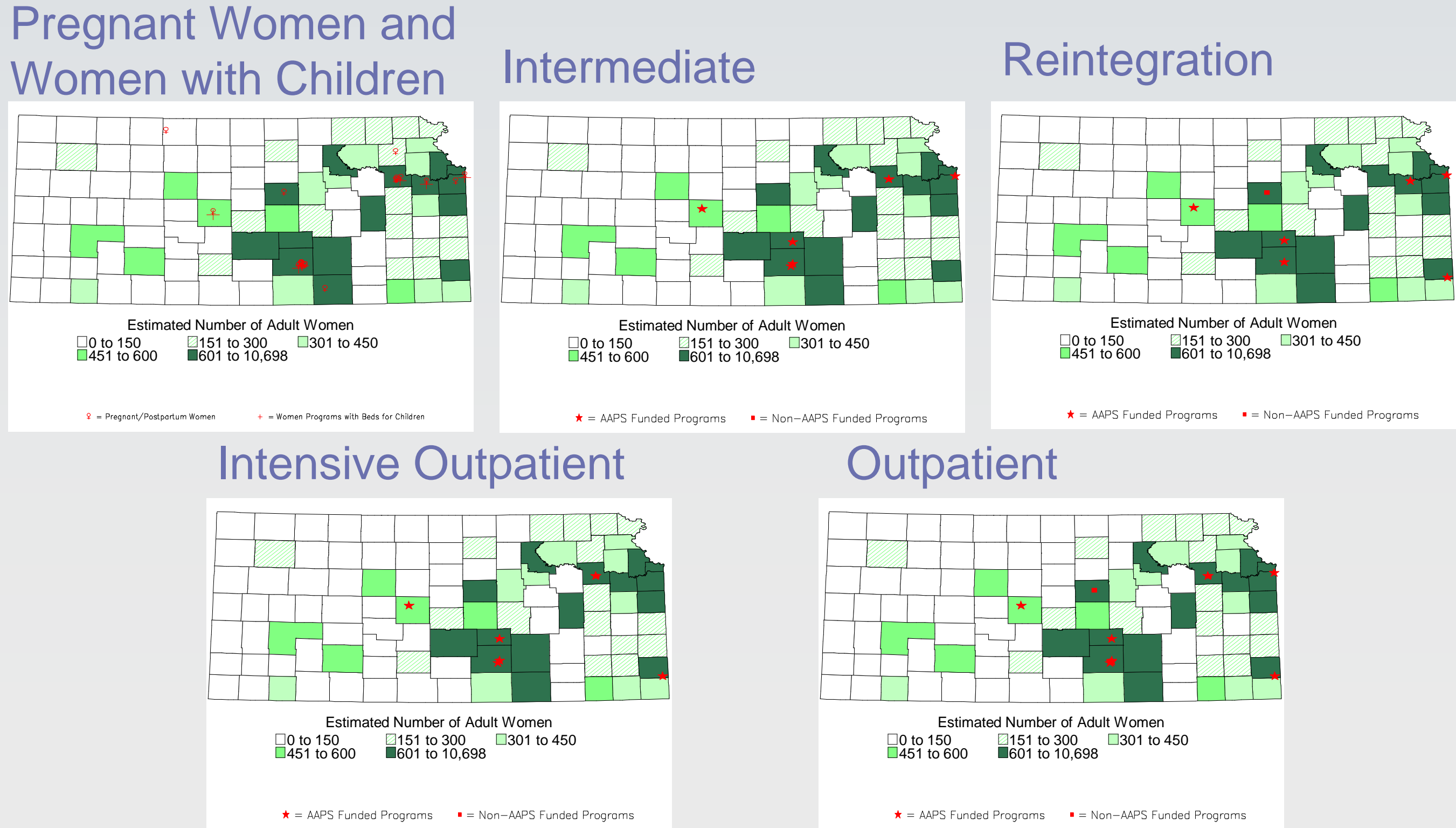
Need Among AAPS Eligible Adults

| Region | County | Number of AAPS Eligible in Need | Detox | Intermediate | Reintegration | IOP | Outpatient |
|--------------------------|--------------|---------------------------------|-------|--------------|---------------|-----|------------|
| Kansas City Metro Region | | | | | | | |
| | Miami | 521 | | | | | ✓ |
| | Franklin | 532 | | | | | ✓ |
| | Leavenworth | 1,279 | | | ✓ | | ✓ |
| | Douglas | 3,667 | | | ✓ | ✓ | ✓ |
| | Wyandotte | 5,089 | ✓ | | ✓ | ✓ | ✓ |
| | Johnson | 5,788 | | ✓ | ✓ | ✓ | ✓ |
| Northeast Region | | | | | | | |
| | Lincoln | 77 | | | | | |
| | Jewell | 86 | | | | | ✓ |
| | Republic | 115 | | | | | ✓ |
| | Ottawa | 116 | | | | | |
| | Wabaunsee | 120 | | | | | |
| | Ellsworth | 124 | | | | | ✓ |
| | Washington | 133 | | | | | ✓ |
| | Mitchell | 135 | | | | | ✓ |
| | Clay | 185 | | | | | ✓ |
| | Nemaha | 191 | | | | | ✓ |
| | Doniphan | 203 | | | | | |
| | Marshall | 222 | | | | | ✓ |
| | Cloud | 232 | | | | ✓ | |
| | Jackson | 263 | | | | ✓ | ✓ |
| | Brown | 273 | | | | | ✓ |
| | Jefferson | 336 | | | | | ✓ |
| | Osage | 357 | | | | | ✓ |
| | Pottawatomie | 359 | | | | ✓ | |
| | Dickinson | 372 | | | | | ✓ |
| | Atchison | 420 | ✓ | | | ✓ | ✓ |
| | Geary | 634 | | | | ✓ | ✓ |
| | Saline | 1,188 | ✓ | ✓ | ✓ | ✓ | ✓ |
| | Riley | 2,178 | | | | ✓ | ✓ |
| | Shawnee | 4,356 | ✓ | ✓ | ✓ | ✓ | ✓ |
| South Central Region | | | | | | | |
| | Chase | 64 | | | | | |
| | Elk | 93 | | | | | |
| | Chautauqua | 115 | | | | | |
| | Morris | 125 | | | | | ✓ |
| | Harper | 153 | | | | | |
| | Kingman | 176 | | | | ✓ | ✓ |
| | Coffey | 178 | | | | | ✓ |
| | Greenwood | 200 | | | | | ✓ |
| | Rice | 241 | | | | | ✓ |
| | Marion | 258 | | | | ✓ | |
| | McPherson | 528 | | | | | ✓ |
| | Sumner | 561 | | | | | ✓ |
| | Harvey | 682 | ✓ | ✓ | ✓ | ✓ | ✓ |
| | Cowley | 976 | ✓ | ✓ | | ✓ | ✓ |
| | Lyon | 1,058 | | | ✓ | ✓ | ✓ |
| | Butler | 1,223 | | | | ✓ | ✓ |
| | Reno | 1,657 | | | ✓ | ✓ | ✓ |
| South East Region | | | | | | | |
| | Woodson | 95 | | | | | |
| | Anderson | 200 | | | | | ✓ |
| | Linn | 247 | | | | | ✓ |
| | Wilson | 263 | | | | | |
| | Allen | 417 | | | | ✓ | ✓ |
| | Bourbon | 440 | | | | | ✓ |
| | Neosho | 458 | | | | ✓ | ✓ |
| | Labette | 630 | | | ✓ | | ✓ |
| | Cherokee | 659 | | | | | ✓ |
| | Montgomery | 985 | | | | | ✓ |
| | Crawford | 1,287 | ✓ | ✓ | ✓ | ✓ | ✓ |
| West Region | | | | | | | |
| | Greeley | 26 | | | | | |
| | Lane | 36 | | | | | |
| | Comanche | 37 | | | | | |
| | Hodgeman | 42 | | | | | |
| | Wallace | 42 | | | | | |
| | Clark | 50 | | | | | |
| | Stanton | 52 | | | | | |
| | Logan | 53 | | | | | |
| | Wichita | 55 | | | | | ✓ |
| | Gove | 58 | | | | | |
| | Sheridan | 59 | | | | | |
| | Morton | 60 | | | | | |
| | Cheyenne | 61 | | | | | |
| | Ness | 61 | | | | | |
| | Hamilton | 63 | | | | | ✓ |
| | Rawlins | 64 | | | | | ✓ |
| | Graham | 67 | | | | | |
| | Kiowa | 69 | | | | | ✓ |
| | Decatur | 73 | | | | | |
| | Scott | 73 | | | | | ✓ |
| | Edwards | 74 | | | | | |
| | Rush | 77 | | | | | |
| | Trego | 77 | | | | | |
| | Haskell | 86 | | | | | |
| | Meade | 88 | | | | | |
| | Kearny | 89 | | | | | ✓ |
| | Smith | 93 | | | | | |
| | Osborne | 97 | | | | | ✓ |
| | Gray | 105 | | | | | ✓ |
| | Stevens | 108 | | | | | ✓ |
| | Stafford | 115 | | | | | |
| | Barber | 121 | | | | | ✓ |
| | Rooks | 121 | | | | | |
| | Norton | 124 | ✓ | | | ✓ | ✓ |
| | Phillips | 124 | | | | | ✓ |
| | Grant | 149 | | | | | ✓ |
| | Pawnee | 158 | ✓ | ✓ | ✓ | ✓ | ✓ |
| | Russell | 167 | | | | | ✓ |
| | Sherman | 176 | | | | | ✓ |
| | Thomas | 181 | | | ✓ | | ✓ |
| | Pratt | 209 | | | | | ✓ |
| | Seward | 634 | | | ✓ | | ✓ |
| | Ellis | 702 | | | | | ✓ |
| | Barton | 716 | | ✓ | ✓ | ✓ | ✓ |
| | Ford | 789 | ✓ | ✓ | ✓ | ✓ | ✓ |
| | Finney | 1,000 | | | | | ✓ |
| Wichita Region | | | | | | | |
| | Sedgwick | 12,566 | ✓ | ✓ | ✓ | ✓ | ✓ |
| Total | | 63, 567 | | | | | |

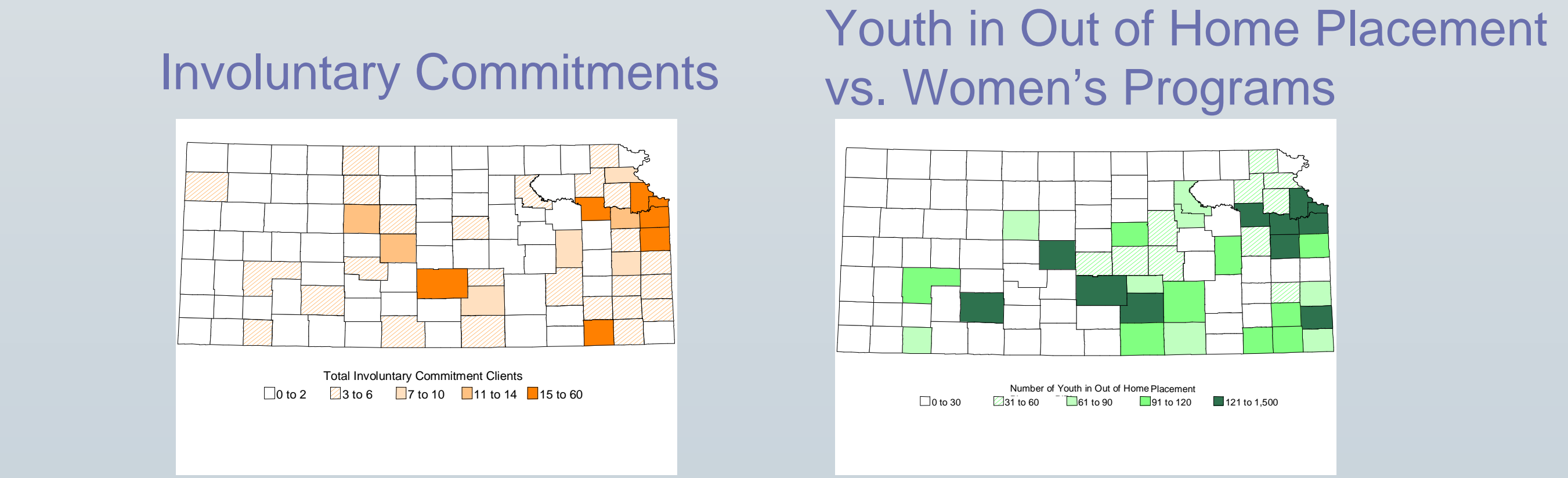
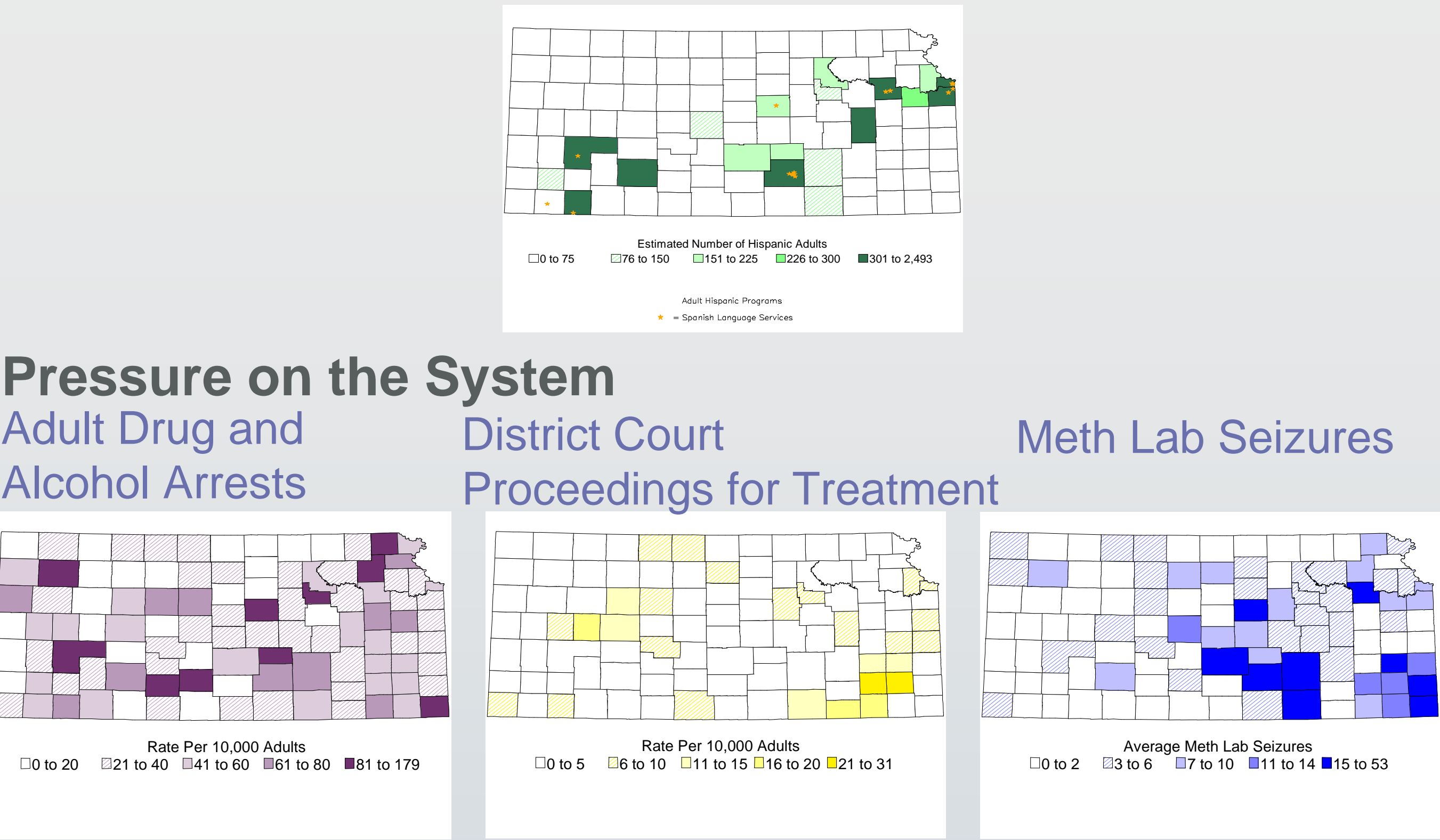
Treatment Need for All Adults



Women’s Treatment Need



Hispanic Adults’ Treatment Need



Please visit <http://www.srskansas.org/hcp/aaps/AAPSTreatmentNeedsAssessmentStudy.htm>

Datacorp

The Innovative Research and Design Consultants

In Collaboration With:
PAXIS Institute

Headquarters
Two Richmond Square
Providence, RI 02906
401.331.1500

Rocky Mountain Office
200 West 17th Street
Cheyenne, WY 82001
307.634.1808